


Use MyChart to transfer maintenance medications from a health system pharmacy to The University of Kansas Health System Southlake Retail Pharmacy by May 31, 2024.

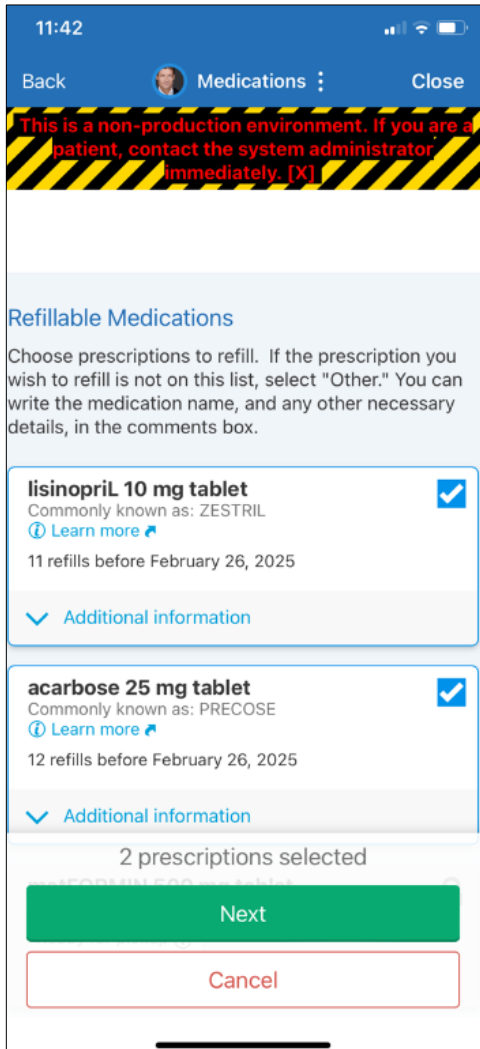
Starting June 1, 2024, all maintenance medications must be delivered from the health system pharmacy to your preferred address (not a work address) or they **will not** be covered by the health plan. If you're picking up your maintenance medications at a health system pharmacy, take these steps in MyChart to switch to delivery. [Delivery is free](#) through **Southlake** Retail Pharmacy.

Mobile instructions

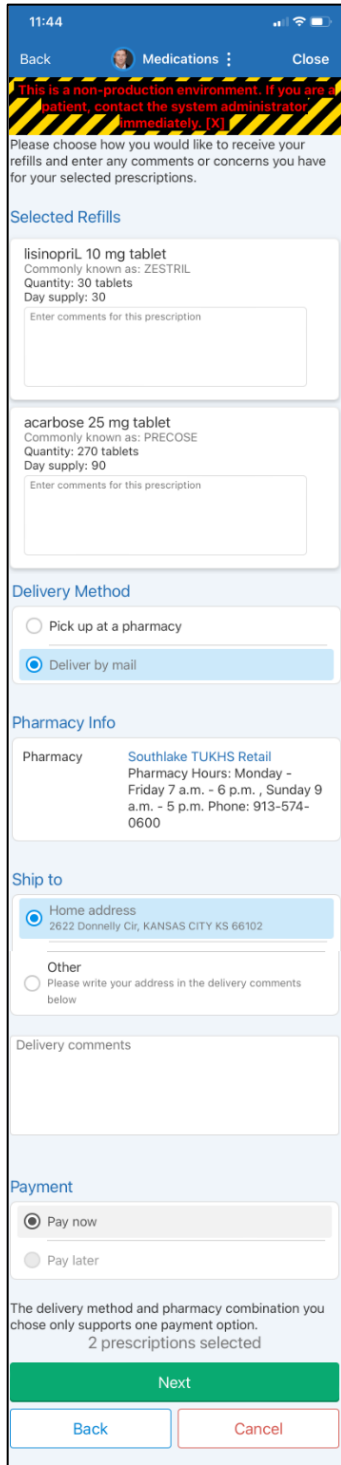
1. Access the medications menu.



2. Tap Request refills and select all eligible medications.



3. Select the Deliver by mail option and ensure the Pharmacy Info along with Ship to information is valid. Note Pay now is the only available option with mailing.



11:44

Back Medications Close

This is a non-production environment. If you are a patient, contact the system administrator immediately. [X]

Please choose how you would like to receive your refills and enter any comments or concerns you have for your selected prescriptions.

Selected Refills

lisinopril 10 mg tablet
Commonly known as: ZESTRIL
Quantity: 30 tablets
Day supply: 30
Enter comments for this prescription

acarbose 25 mg tablet
Commonly known as: PRECOSE
Quantity: 270 tablets
Day supply: 90
Enter comments for this prescription

Delivery Method

Pick up at a pharmacy

Deliver by mail

Pharmacy Info

Pharmacy Southlake TUKHS Retail
Pharmacy Hours: Monday - Friday 7 a.m. - 6 p.m., Sunday 9 a.m. - 5 p.m. Phone: 913-574-0600

Ship to

Home address
2622 Donnelly Cir, KANSAS CITY KS 66102

Other
Please write your address in the delivery comments below

Delivery comments

Payment

Pay now

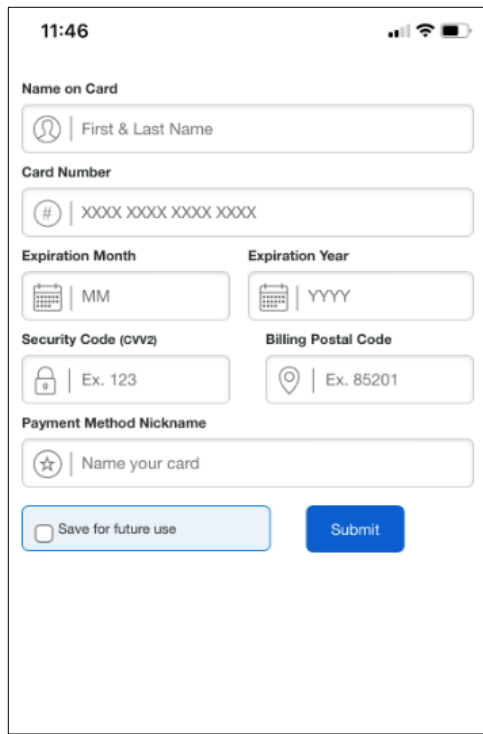
Pay later

The delivery method and pharmacy combination you chose only supports one payment option.
2 prescriptions selected

Next

Back Cancel

4. Enter payment details and submit. This will feed the credit card information into MyChart. To save time, click the checkbox to Save for future use.



The screenshot shows a mobile payment form with the following fields and options:

- Name on Card:** A text input field with a person icon and placeholder text "First & Last Name".
- Card Number:** A text input field with a hash icon and placeholder text "XXXX XXXX XXXX XXXX".
- Expiration Month:** A date picker icon followed by a text input field with placeholder text "MM".
- Expiration Year:** A date picker icon followed by a text input field with placeholder text "YYYY".
- Security Code (CVV2):** A lock icon followed by a text input field with placeholder text "Ex. 123".
- Billing Postal Code:** A location pin icon followed by a text input field with placeholder text "Ex. 85201".
- Payment Method Nickname:** A star icon followed by a text input field with placeholder text "Name your card".
- Save for future use:** A checkbox with the text "Save for future use".
- Submit:** A blue button with the text "Submit".

5. Continue to process the order.