




BACK-UP CARE AND ADDITIONAL FAMILY SUPPORTS REGISTRATION GUIDE

How to register for back-up care

Whenever your regular care is unavailable, you have access to high-quality back-up care from Bright Horizons® for your loved ones. Be sure to register in advance so you're ready whenever you need care. The registration process is quick and easy — just follow the three simple steps below.

| STEP 1 Register | Step 2 Complete your care profile | Step 3 Reserve care |
|--|--|--|
|  <p>Visit backup.brighthouse.com Click "Not signed up yet? Register Now." and enter your employer username and password.</p> <p>User Name: kansashealthsystem Password: Benefits4You Or download the mobile app (search "back-up care" in the App Store or Google Play).</p> |  <p>Provide contact information, care recipients, authorized contacts and care locations.</p> |  <p>When you know you'll need care, reserve care online, by phone, or via mobile app (search "back-up care" in the App Store or Google Play).</p> |

How to access additional family supports

Registering for your Bright Horizons Additional Family Supports™ benefit is easy! To get started, visit <https://clients.brighthouse.com/kansashealthsystem>. Click on Additional Family Supports at the top of the page, find the benefit that fits your needs, and follow the steps below to register.

Looking for ongoing childcare

Jump ahead on the waiting list at Bright Horizons® centers or access exclusive discounts at select partner centers nationwide.

Step 1: Navigate to "Get Full-Time Child Care Help"

Step 2: Click "Details" and select "Preferred Enrollment" or "Tuition Discounts"

Step 3: Fill out the Center Search Locator, select a center, and print your coupon to bring with you when you register

Step 4: Schedule a tour and enroll online or by phone

Find help for everyone in the family

Need a sitter for evenings and weekends or someone who can help you keep the house spic and span? Take a look at Sittercity's comprehensive database

Step 1: Navigate to "Find Sitters, Nannies & Housekeepers"

Step 2: Click "Details," select "Find a Caregiver," and complete the Membership Activation form

Step 3: Access help on-the-go by searching "Sittercity" in the App Store or Google Play and downloading the mobile app.

Get started with elder care

You have access to resources that can help you figure out the elder care puzzle. Complete an online needs assessment, get information on the best type of care, and find in-home and facility-based care.

Step 1: Navigate to "Find Elder Care Resources"

Step 2: Click "Details" and select "Get Online Support"

Step 3: Complete the Membership Activation form and click "Register Now"

Get pet care

Whether you're going on a vacation that isn't pet friendly, you need a dog walker for Sparky, or you're worried that the kitty gets lonely when you're at work, find pet care whenever you need it.

Step 1: Navigate to "Get Quality Pet Care"

Step 2: Click "Details" and select "Get Online Support"

Step 3: Complete the Membership Activation form and click "Register Now"

Set your child up for academic success

Does your child need help with a certain subject or standardized test preparation? You have access to discounts on high-quality tutoring and test prep providers.

Step 1: Navigate to "Help with Tutoring & Test Prep"

Step 2: Click "Details" and select "Get Started Now"

Step 3: Fill out the form to get your personalized options, click "Submit," and follow the instructions in the email you receive